

1. Print this page with Page Scaling set to "None" in your print dialog box.
2. Measure the line below. It must be exactly 1 inch long to ensure the circles are scaled appropriately.



TIPS FOR ACCURACY

- + Use a ring you wear on the same finger you will be purchasing the new ring for.
- + Match the inside edge of the ring to the circle that's closest in size.
- + Size up if you don't get an exact match, or if you're considering a band wider than 5mm.



4
14.9 mm
Diameter



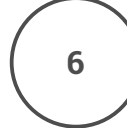
4½
15.3 mm
Diameter



5
15.7 mm
Diameter



5½
16.1 mm
Diameter



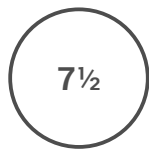
6
16.5 mm
Diameter



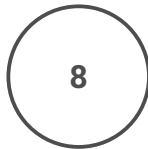
6½
16.9 mm
Diameter



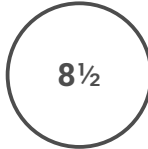
7
17.3 mm
Diameter



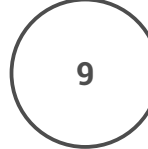
7½
17.7 mm
Diameter



8
18.1 mm
Diameter



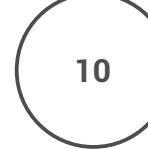
8½
18.5 mm
Diameter



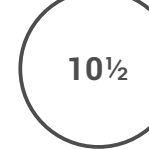
9
19.0 mm
Diameter




9½
19.4 mm
Diameter



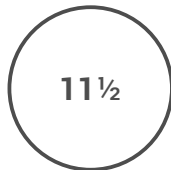
10
19.8 mm
Diameter



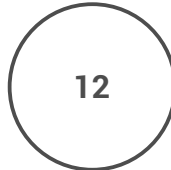
10½
20.2 mm
Diameter



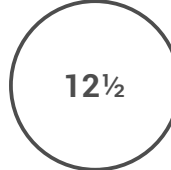
11
20.6 mm
Diameter



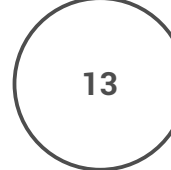
11½
21.0 mm
Diameter



12
21.4 mm
Diameter



12½
21.8 mm
Diameter



13
22.2 mm
Diameter