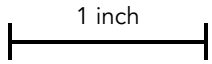



1. Print this page at 100%. You may need to uncheck "Fit to Page" or set Page Scaling to "None."
2. Ensure the line below is exactly 1 inch long.



MEASURE A WELL-FITTING RING


- Use a ring you wear on the same finger as the one you need to size.
- Match the inside edge of the ring to the circle closest in size.
- Size up if you don't get an exact match, or if you're considering a band wider than 5mm.
- For an exact measurement, visit your jeweler.



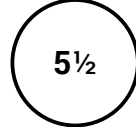
4
14.9 mm
Diameter




4½
15.3 mm
Diameter



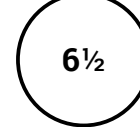
5
15.7 mm
Diameter




5½
16.1 mm
Diameter



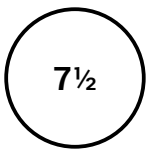
6
16.5 mm
Diameter




6½
16.9 mm
Diameter



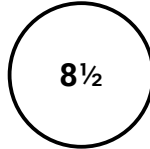
7
17.3 mm
Diameter




7½
17.7 mm
Diameter



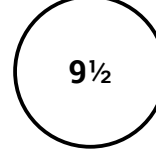
8
18.2 mm
Diameter



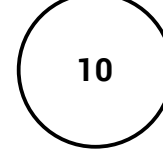
8½
18.6 mm
Diameter



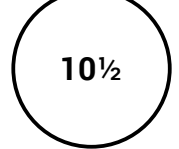
9
19.0 mm
Diameter




9½
19.4 mm
Diameter




10
19.8 mm
Diameter



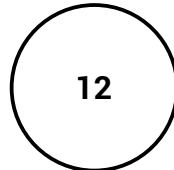
10½
20.2 mm
Diameter



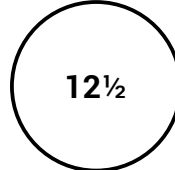
11
20.6 mm
Diameter



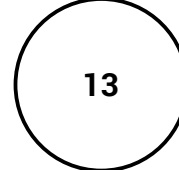
11½
21.0 mm
Diameter



12
21.4 mm
Diameter



12½
21.8 mm
Diameter



13
22.2 mm
Diameter